



SUPREME SIKH COUNCIL UNITED KINGDOM

Briefing on Census 2021

1. The Census Day is Sunday 21st March 2021. There is a media campaign underway and people will also be getting communications being sent to their homes.
2. Paper form will be sent to homes between the 3rd -13th March 2021.
3. There are three key questions from Panthic Perspective:
4. Q15E Ethnicity : **SIKH**
5. Q16 Religion : **SIKH**
6. Q18 Language: **PUNJABI**



SUPREME SIKH COUNCIL UNITED KINGDOM

CENSUS - SUNDAY 21st March 2021

Q.15 - WHAT IS YOUR ETHNIC GROUP?

IN THIS QUESTION ONLY ONE SECTION NEEDS TO BE ANSWERED. THE MOST APPROPRIATE SECTION FOR SIKHS IS

Q.15E:

SIMPLY TICK ANY OTHER ETHNIC GROUP AND THEN WRITE IN SIKH

15 What is your ethnic group?

➔ Choose **one** section from A to E, then **tick one box** to best describe your ethnic group or background

E Other ethnic group

- Arab
- Any other ethnic group, write in

S i k h



SUPREME **SIKH COUNCIL** UNITED KINGDOM

CENSUS - SUNDAY 21st March 2021

Q18 WHAT IS YOUR
MAIN LANGUAGE ?

AS **PUNJABI** IS THE
MOTHER TONGUE
AND HERITAGE
LANGUAGE SIMPLY
WRITE IN **PUNJABI**

18 What is your main language?

- English → **GO TO 20**
- Other, write in (including British Sign Language)

P u n j a b i



S U P R E M E
SIKH COUNCIL
UNITED KINGDOM

census
2021



Be part of **Census 2021**, helping **our community** gets the services it needs

Question 15

What is your ethnic group

E Other Ethnic Group

Sikh

Question 16

What is your religion?

Tick Box

Sikh

Question 18

What is your main language

Other

Punjabi

www.sikhcounciluk.org info@sikhcounciluk.org

BE PROUD | BE LOUD



SUPREME SIKH COUNCIL UNITED KINGDOM

My RELIGION IS SIKH

MY EHNICITY IS SIKH

MY LANGUAGE IS PUNJABI

I AM PROUD TO BE A SIKH

Year Population

1981 --- 144,000

1991 --- 206,000

2001 --- 340,000

2011 --- 432,429

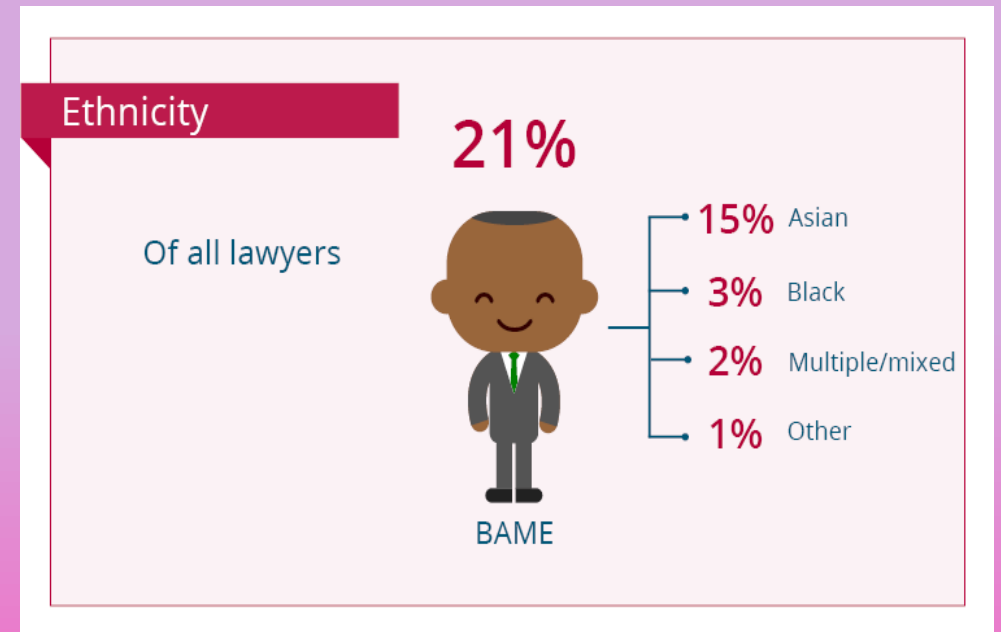

Ethnicity declared as Sikh

83,362

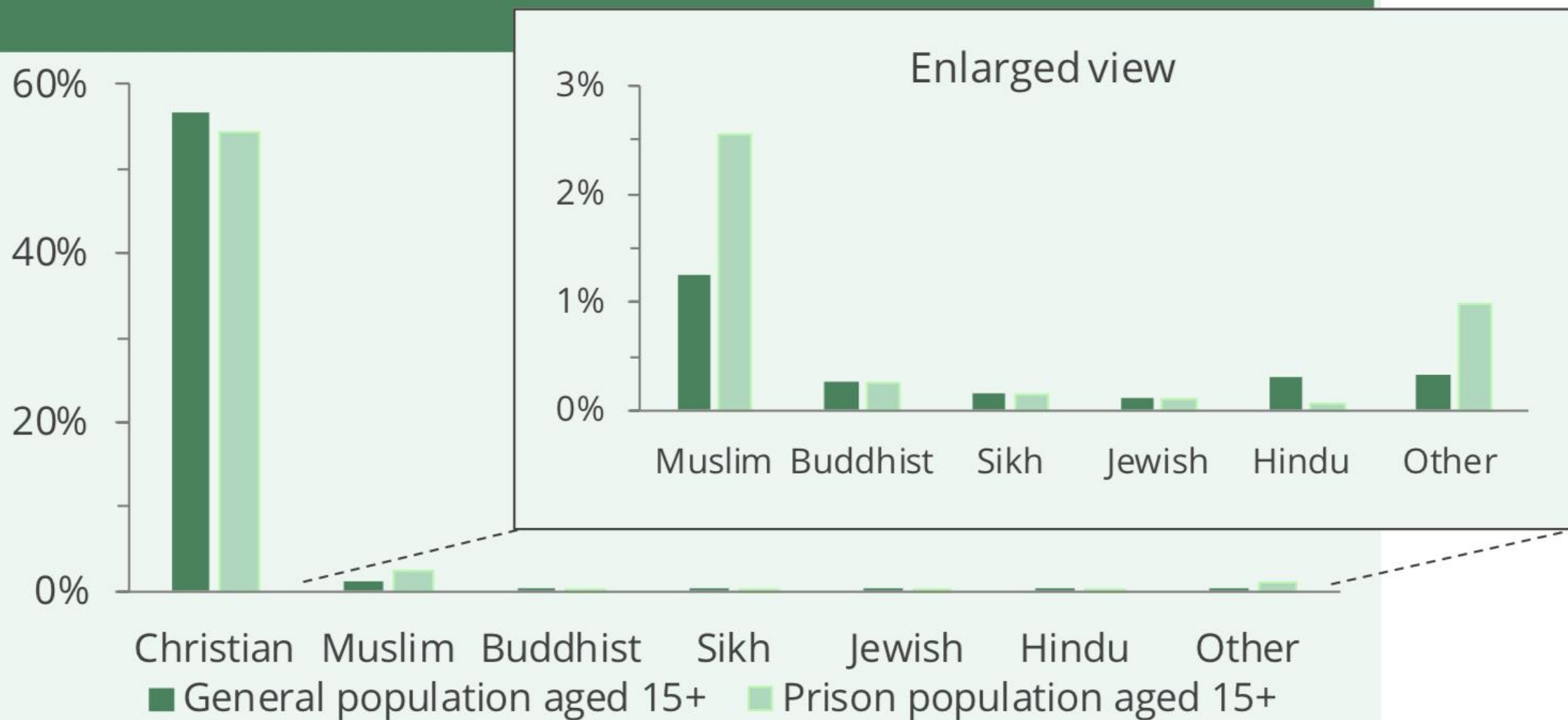
19.2%

Lawyers:

186,000 people working in over 9,500 firms.



PRISON POPULATION BY RELIGION



Source: Scottish Government, [Prison statistics and population projections Scotland 2013/14](#),

Religion

As at 30 June 2013 just over 4,600 prisoners (58% of the prison population) in Scotland indicated that they held religious beliefs. Of these, 93% were Christian (of various denominations). Muslim prisoners accounted for 4.4%. Together Buddhist, Sikh, Jewish, Hindu and other religions accounted for 2.7% of the religious prison population. Just over 3,270 prisoners (42% of the prison population) held no religious beliefs.

Religion

At the end of September 2017 just under half of the prison population was of a Christian faith (48%) – a decrease of just over 10 percentage points compared to June 2002. The proportion of Muslim prisoners has increased from 8% in 2002 to 15% in 2017. The proportion of prisoners with no religion in 2017 (31%) was down from 31.5% in 2002.

Prison population by religious group

England and Wales, September 2017

	Number	% of prison population	% point change on 2002	% general population aged 15+
Christian	41,204	47.9%	-10.1%	61.3%
Muslim	13,244	15.4%	+7.7%	4.0%
Hindu	398	0.5%	+0.1%	1.5%
Sikh	707	0.8%	+0.2%	0.7%
Buddhist	1,539	1.8%	+0.8%	0.5%
Jewish	505	0.6%	+0.3%	0.5%
No religion	26,486	30.8%	-0.7%	24.1%
Other	1,755	2.0%	+1.5%	0.5%
Not recorded	159	0.2%	+0.2%	7.0%
Total	85,997			

Sources: MoJ, *Offender Management Statistics Quarterly, April to June 2017*, 26 October 2017; NOMIS, *Census 2011*

Religion

At the end of March 2020, just under half of the prison population was of a Christian faith (47%) – a decrease of just over 10 percentage points compared to June 2002. The proportion of Muslim prisoners has increased from 8% in 2002 to 16% in 2020. The proportion of prisoners with no religion in 2020 (31%) was down slightly from 31.5% in 2002.

RELIGION OF PRISONERS AND GENERAL POPULATION, 2020				
England and Wales		% point		
	Number	Prison population	change on 2002	General population
Christian	38,800	47%	-10.6	61%
Muslim	13,563	16%	8.4	4%
Hindu	354	0%	0.0	2%
Sikh	588	1%	0.1	1%
Buddhist	1,658	2%	1.0	1%
Jewish	521	1%	0.3	1%
No religion	25,398	31%	-1.2	24%
Other	1,984	2%	1.8	1%
recorded	124	0%	0.1	7%
Total	82,990	100%	..	100%

Source: MoJ [Offender Management Statistics Quarterly](#), table 1.5; NOMIS, Census 2011.

Top 10 foreign nationalities

England and Wales, September 2017

Nationality	Number	% of all FN
Polish	891	9%
Irish	770	8%
Albanian	726	7%
Romanian	638	6%
Jamaican	527	5%
Pakistani	426	4%
Lithuanian	424	4%
Indian	345	3%
Somalian	339	3%
Nigerian	285	3%

Sources: MoJ, *Offender Management Statistics Quarterly: April to June 2017*, 26 October 2017

SN04334 4

TOP TEN NATIONALITIES AMONGST FOREIGN PRISONERS

England and Wales, at 31 March 2020

Nationality	Number	% of foreign national prisoners
Albanian	999	
Polish	835	
Romanian	806	
Irish	721	
Jamaican	440	
Lithuanian	414	
Somalian	288	
Pakistani	272	
Portuguese	234	
Nigerian	218	
Other foreign nationals	4,056	
All foreign nationals	9,283	

Source: MoJ, [Offender Management Statistics Quarterly](#), October to December 2019

Police:

It is estimated that there are more than 500 Sikh cops in the UK and more than 1,500 Sikh police staff.

Out of ? 126,000 in England and Wales Inc. transport police. Figure changes a great deal

Panjabi Suba:

250 died

58,000 arrested

1955 Saka

1.Nationality

2. Race

3. Ethnicity (Quom)

24th March 1983

Definition of Ethnic Group:

The essential conditions are:

- 1) a long-shared history, of which the group is conscious as distinguishing it from other groups, and the memory of which it keeps alive;
- 2) a cultural tradition of its own, including family and social customs and manners, often but not necessarily associated with religious observance.

In addition to the above two essential characteristics the following characteristics are, relevant:

- 3) either a common geographical origin, or descent from a small number of common ancestors;
- 4) a common language, not necessarily peculiar to the group;
- 5) a common literature peculiar to the group;
- 6) a common religion different from that of neighbouring groups or from the general community surrounding it;
- 7) being a minority or being an oppressed or a dominant group within a larger community, for example a conquered people (say, the inhabitants of England shortly after the Norman conquest) and their conquerors might both be ethnic groups.

A test set out by Richardson, J. in the County Court is similar and summed up as:

"... presumed common past, even if not drawn from what in biological terms is a common racial stock. It is that combination which gives them an historically determined social identity in their own eyes and in the eyes of those outside the group. They have a distinct social identity based not simply on group cohesion and solidarity but also on their belief as to their historical antecedents."

Key points:

Marg

Paeg (Chaal)

Rehat

Panth

Quom Evolves

- Recognise the Human Race as One
- All life originates from same source -none is good or bad
- Caste; Ancestry: arrogance rejected. Judged by deeds
- Meritocracy
- Follow your faith with integrity -truly God centred life.
 - Oppose oppression
 - Share
 - Eco friendly

Sikhs as Peoples and a Quom identify with the above beliefs and values. We don't deny existence of race or nationality. We don't deny existence of Quoms.

90 tribes extinct in South America.

Yawuru 3 speakers left

3500 languages are spoken by 0.2 % of works population. At risk and most will disappear by end of this Century.

Sikh population in Punjab is in decline due to migration out and conversions.

PLEASE NOTE THE SUPREME SIKH COUNCIL UK
TELEPHONE NUMBER &
SOCIAL MEDIA ACCOUNTS

Tel: 07735 770 931



Email:

info@sikhcounciluk.org



Instagram:

@supremesikhcouncil



Facebook:

@supremesikhcounciluk



Tweeter:

@supremesikhcou1